



GlenMedicon LLC Medical Instruments Co.,Ltd.

Best Greetings to All Patients in the World!

▶ Medical Dressings Version 2019

www.glenmedicon.com



GlenMedicon LLC

Add: 7122 S Sheridan Rd Ste 2 - 1012Tulsa, OK 74133-2748

Tel: 1-918-8091339

Fax: 1-918-523-7121

E-mail: info@glenmedicon.com

[Http://www.glenmedicon.com](http://www.glenmedicon.com)





www.glenmedicon.com



GlenMedicon Medical Equipment & Supplies is a minority and women owned business enterprise. We provide practitioners, patients and the general public with the highest quality products at the lowest available prices. We envision a world in which medical products can be accessible to all. Regardless of the market or product category, our diversified relationships with all CE approved and FDA approved product manufacturing partners around the globe, can help your company drive revenue and overall valuation. Our strong track record of proven performance is the direct result of our decision to build the company's future on a specialized approach to marketing - one that promotes a unique understanding of the needs of the medical community. Our global accessibility gives us resources to effectively fulfill our commitment to excellence, now and in the years to come. **GlenMedicon** successfully represents some of the most well respected Speciality Medical Device manufactures in the world today, allowing us to expand our product offering to multiple departments in the Hospitals, Diagnostic Laboratories , Rehabilitation Centers, Home health & Assisted living Centers as well as to Surgery Centers and a variety of Specialist Clinics. We specialize in respiratory, urology, wound care , catheter , syringes and needles. Our primary concern is your satisfaction. Best Greetings to all the patients in the world. We pray no disaster ,no flu, We hope everyone is healthy and fortunate.



Hydrogel Dressing

Hydrogel dressing is a kind of new dressing made of hygroscopic macromolecules gelatin which contains much water.

Main mechanism:

1. By providing water to the dry scab to hydrating dead tissue, and dead tissue, bacteria can be wrapped, separated and removed which creates autolysis debridement.
2. It can absorb exudates from the wound to keep the wound in moist environment

Product explanation:

1. Hydrogel dressing can be classified as liquid hydrogel (debridement gel) and solid hydrogel (Hydrogel dressing).
2. Bridement gel is content of 90% water, and this kind of hydrogel is transparent liquid gel.
3. There is highly permeable coated polyurethane film on the outer layer of self-adherent hydrogel dressing, and the self-adherent hydrogel dressing is waterproof, air-permeable and convenient for use.
4. Hydrogel dressing is highly hygroscopic and it can absorb exudates more than 3 times of its own weight.

Main performance of hydrogel dressing:

1. Bridement gel is content of 90% water, this can supply water to the wound and at the same time absorb exudates from the wound. Therefore wound will not become dry and dead.
2. Bridement gel can hydrate dead tissue, and dead tissue can be wrapped, separated and removed which creates autolysis debridement.
3. It can enable the regeneration of the granulation tissue, enchage



- splitting and migration of epithelium cells, speed up wound healing and reduce the chance of scar formation.
- 4. It is soft, comfortable, and elastic, and can reduce pain from the wound. It would no stick on the wound, so there is no secondary damage to the skin.
- 5. It will not be fragmentized after absorbing exudates.
- 6. It is transparent, so it is easy to observe the wound.
- 7. There is highly permeable polyurethane film on self-adherent hydrogel dressing, so the self-adherent hydrogel is air-permeable, waterproof, antibacterial, safe, convenient for using.


Use guide and cautions:

1. Clean the wound with saline water before using and make the skin around the wound dry.
2. When filling the wound with debridement gel, the gel should be at the same level with the surrounding skin, and there should be foam dressing or hydrocolloid dressing on the outer layer.
3. It is not applicable for III degree burn wound.
4. Debridement gel has the function of autolysis debridement. If wound area enlarges, it is the normal phenomenon.
5. When the hydrogel dressing turns muddy, it is indicated that dressing should be changed.

Applications:

1. Debridement gel is applicable to dry-scabbed, decomposed wound, and wound with cavity and sinus tract.
2. Hydrogel dressing is applicable for all kinds of chronic wound, I-II degree burn wound, donation wound and so on.
3. It is especially applicable for superficial injury, such as abrasion wound, cut wound and burn wound.

Hydrogel Dressing	
Item Code	Size
GM4101	2" x 2" (5cm x 5cm)
GM4102	4" x 4" (10cm x 10cm)
GM4103	4" x 8" (10cm x 20cm)
GM4105	6" x 6" (15cm x 15cm)
GM4510	1.5 oz(42g)tube
GM4512	3 oz(85g)tube
Packing : 1pc/blister pouch, 20pcs/box, 10boxes/case	



Alginate Dressing & Alginate dressing with silver

Alginate Dressing is a kind of high-tech mixed by alginate fiber which is refined from the natural seaweed plant and calcium ion through special process.

Meachanism:

1. Excellence absorbency
2. There is gel on the surface of the wound to provide moist environment which could speed up the healing process
3. $Ca \rightleftharpoons Na$ Could be Changed Ca can activate prothrombin and accelerate the cruor
4. Protect nerve erminals and reduce the pain
5. Fiber could be bulgy after absorbing, and bacteria is locked inside fibers, therefore the dressing is bacteriostatic.

Product instruction:


Moisture absorption meachanism of cotton fiber and gauze pad
 Good absorbency and gelation capacity
 Viscosity coefficient >800cp Ash<0.5%, fiber denier:1.5D-2.5D
 Strength:1.5g/D Elongation at break>10%
 Water absorption ≥ 10 , bacteriostasis ratio >80%

Function:

1. It is the mixture of natural seaweed and Calcium ion, and it has good histocompatibility
2. Gel could be formed when the dressing meets exudates and blood, skin then Could be protected and would healing would be much faster.
3. The dressing could absorb lots of exudates quickly, and it is soft and comfortable the skin.

Alginate Dressing	
Item Code	Size
GM5301	2"x2"(5cmx5cm)
GM5302	3"x3"(7.5cmx7.5cm)
GM5303	4"x4"(10cmx10cm)
GM5304	4"x8"(10cmx20cm)
GM5305	6"x8"(15cmx20cm)
GM5406	3/4"x12"(2cmx30cm)
GM5407	3/4"x16"(2cmx40cm)

Packing : 1pc/blister pouch, 20pcs/box, 10boxes/case



4. Release of Calcium ion could activate prothrombin, and accelerate the cruor.
5. It will not stick on the wound, it will protect the nerve terminals, reduce pain and easy to be peeled off from the skin.
6. Maceration of the skin around the wound will not occur.
7. It can be biologically degradable and enviornment-Friendly
8. It is soft and can be filled in the wound, and enhance the growth of the cavity.

Application

1. All kind of moderate and high exdated wounds
2. All kinds of acute and chronic wounds hemorrhagic wounds
3. All kinds of difficult healing wounds such Crura venous ulcer, bed sore, diabete ulcer, post-operation wound of tumour and abscess
4. Donation wound
5. Alll kinds of Icauna, antrum wouds, scuh as nasla cavity, anus and intestines;

Cautions:

1. It is not adaptable for dry wound.
2. Wound should be cleaned and dried before being used.
3. Alginate calcium dressing should be 2cm bigger than thwound area to make sure that dressing could be adherent to the skin completely
4. The Dressing should not be on the wound for more than one week.
5. When the exudates on the wound become less, it is suggested to stop using the dressing and change to another kind of dressing, such as hydrocolloid dressing.
6. When filling the combed top into the cavity, it should be started from deep end and no space should be left or healing would be affected.



Alginate Dressing with silver	
Item Code	Size
GM5308	2"x2"(5cmx5cm)
GM5309	3"x3"(7.5cmx7.5cm)
GM5310	4"x4"(10cmx10cm)
GM5311	4"x8"(10cmx20cm)
GM5312	6"x8"(15cmx20cm)
GM5413	3/4"x12"(2cmx30cm)
GM5414	3/4"x16"(2cmx40cm)

Packing : 1pc/blister pouch, 20pcs/box, 10boxes/case



Foam Dressing

Foam dressing is a kind of new dressing made of foaming medical polyurethane which contains CMC.

Mechanism illustration of foam dressing

Mechanisms:

1. The porous structure helps it with more and faster absorbency.
2. Gel can be formed after absorbing exudates to keep moist environment for the wound.
3. It has water-lock function.
4. Caminated to a semi-permeable, anti-bacteria and water-proof polyurethane film backing.
5. It is soft, elastic, comfortable and can decrease the wound pressure.
6. The porous structure can absorb peculiar smell.

Product Description:

1. The dressing is made of medical polyurethane foam with CMC, including non-adherent foam dressing, foam dressing with polyurethane film, self-adherent foam dressing and silver ion foam dressing.
2. Product thickness: 2-6mm, GSM: 735g/m²/5mm (thickness)
3. The moisture permeability of polyurethane film which laminated on the foam dressing: 1.84g/10cm²/24h/37°C Absorbent capability 6.49g/10cm²/24h/37°C Total absorbent capacitance 8.78g/10cm²/24h/37°C
4. Hygroscopic ratio ≥ 8.
5. Adhesive part of self-adherent foam dressing is made of extra thin hydrocolloid dressing which can enhance wound healing.

Product Performance:

1. High absorbency, it can absorb lots of exudates and reduce maceration to the skin.
2. It has water-lock function.
3. The semi-permeable polyurethane film can protect the wound against water, bacterial and foreign matters.
4. Provide moist environment to promote wound healing.

5. Non-adherent to the wound, no pain will occur when remove dressing.
6. It is soft, elastic and comfortable to the skin and has good cushioning.
7. Besides the above functions, silver ion foam dressing is also antibacterial.
8. Available in different sizes and shapes to meet the clinical needs.

Applications:

1. It is adaptable to different phases of wound, especially to heavy exudated wounds.
2. I-II degree burn and scald wound.
3. For burn and scald wound, cosmetic operation and shin-donor sites.
4. Ulcer, bed sore, pressure ulcers and cavity wound.
5. Post-operation surgery wounds and injuries.
6. Silver ion foam dressing is especially used for infected wounds with heavy exudates.

Cautions:

1. Make sure the wound area is clean and dry before using dressing.
2. Foam dressing should be 2cm bigger than the wound.
3. When the exudates is 2cm close the foam dressing edge, the foam dressing should be changed.
4. It can be used together with other dressings.



Foam Dressing (Composite with PU film)

Item Code	Thickness	Size
GM3101	5.0mm	2"x2"(5cmx5cm)
GM3102	5.0mm	4"x4"(10cmx10cm)
GM3103	5.0mm	4"x8"(10cmx20cm)
GM3104	5.0mm	6"x6"(15cmx15cm)
GM3105	5.0mm	8"x8"(20cmx20cm)

Packing : 1pc/blister pouch, 10pcs/box, 10boxes/case

Foam Dressing (Self-adhesive)

Item Code	Thickness	Size
GM3201	5.0mm	2"x2"(5cmx5cm)
GM3202	5.0mm	4"x4"(10cmx10cm)
GM3203	5.0mm	4"x8"(10cmx20cm)
GM3204	5.0mm	6"x6"(15cmx15cm)
GM3205	5.0mm	8"x8"(20cmx20cm)

Packing : 1pc/blister pouch, 10pcs/box, 10boxes/case





Wound Dressing with Silver ions

Silver ions dressing is an antibacterial dressing which is made of compound high molecular hygroscopic fiber and silver ions fibers.

Main mechanism:

1. Silver ions dressing discharges silver ions when contacting exudates from the wound.
2. When silver ions combines apoenzyme of bacterial, apoenzyme of bacterial, apoenzyme will lose the function of activation and silver ions then can kill the bacterial.
3. Silver ions can combine with DNA, RNA of bacterial and virus to keep them from replicating.
4. When silver ions combines with apoenzyme of metal in the wound, density of zinc, Calcium and copper ions could be increased, and wound will heal much faster.

Product explanation:

1. Silver ions dressing is antibacterial for many kinds of microorganism and it is not drug-resistant.
2. Silver ions dressing can continuously kill bacterial and virus, and this can last for 5-7 days, bactericidal rate >99%.
3. It can speed up healing of the wound and reduce the chance of scar formation.
4. It will not stick on the wound, and no pain when the dressing is changed. Secondary damage to the wound will not happen.

Applications:

1. It can be used as curing highly exudated infected wound and wounds tending to be infected.
2. It can be used for difficult healing chronic wounds (such as diabetic foot wound, Venous leg ulcer and so on)
3. It can be filled into deep wound to keep it from being infected.
4. It can be used as anti-infection means for donated and donation wounds.

Use guide and cautions:

1. Clean the wound with saline water before using and make the skin around the wound dry.
2. Silver ions dressing needs to be used together with other dressings such as foam dressing, alginate calcium dressing.
3. It is suggested to change the dressing every 3-4 days according to clinical needs.

Wound Dressing with Silver ions	
Item Code	Size
GM3151	2"x2"(5cmx5cm)
GM3152	4"x4"(10cmx10cm)
GM3153	4"x8"(10cmx20cm)
GM3154	6"x6"(15cmx15cm)
GM3155	8"x8"(20cmx20cm)
Packing : 1pc/blister pouch, 10pcs/box, 10boxes/case	

Hydrocolloid Dressing

Hydrocolloid dressing is a kind of elastic dressing made of medical hot-melt adhesive with CMC (carboxymethylcellulose) hydrophilic granules.

Product description:

1. There is semi-permeable matte polyurethane or polyurethane foam to enhance the absorbency. Film thickness : 0.025-0.035mm.
2. When the hydrocolloid dressing is 0.4mm thick:
Permeability: 0.34g/10cm²/24h/37°C; 1.06g/10cm²/72h/37°C
Hygroscopic ability: 2.40g/10cm²/24h/37°C; 2.46g/10cm²/72h/37°C
Hygroscopic capacity: 2.74g/10cm²/24h/37°C; 3.52g/10cm²/72h/37°C (Only for reference)
3. Hygroscopic capability: 2.83g/g/24h/37°C; 3.23g/g/72h/37°C (Only for reference)
4. PH 5.7 Acid & Alkali Resistance PH 3-12.
5. Hygroscopic capacity and hygroscopic capability can be adjusted according to clinical need.

Characteristics:

1. Excellent absorption capability.
2. Keep the wound a moist environment, accelerate wound healing process, effectively reduce pains and wound care frequency.
3. Water-proof, air permit, keep the wound from outer contamination.
4. Self-adhesive and with suitable elastic, comfortable to wear.
5. Please change the dressing when it turns white.
6. Easy to move off, and no adhesive with wound, so effectively reduce the possible damage and pains.
7. Various sizes and shapes valid.



Applications:

For low or moderate exuded wounds

1. Crura venous ucler.
2. I-II degree bedsores.
3. Superficial and small burn wound.
4. Post-operation wound.
5. Donation wound.
6. All kinds of superficial wound and face -lifting wound.
7. For periods of granulation and epithelialisation of chronic wound.

Cautions:

1. Clean the wound before using the dressing and dry the wound area.
 2. Hydrocolloid dressing should be 2cm bigger than the wound area to make sure that dressing could be adherent to the skin completely.
 3. If the wound is more than 5mm deep, it is better to fill in the wound with proper kind of dressing before using hydrocolloid dressing.
 4. It is not suitable for wounds with great exudates.
 5. When the dressing becomes white and expanded, this indicates that dressing should be changed.
 6. At the very beginning of using the dressing, wound area maybe enlarged, this is caused by the debridement of the dressing and it is the normal situation.
 7. There will be gel caused by the mixture of hydrocolloid molecule and exudates. As it looks like purulence secretion, it would be misunderstood as the wound infection. Just Clean it with saline water.
 8. There maybe some smell from the dressing sometimes, and this smell could disappear when after cleaning the wound with saline water.
- Dressing should be changed in time when there is leakage around the dressing.

Hydrocolloid Dressing (extra thin)

Item Code	Size
GM1301	2"x2"(5cmx5cm)
GM1302	3"x3"(7.5cmx7.5cm)
GM1303	4"x4"(10cmx10cm)
GM1304	6"x6"(15cmx15cm)
GM1305	6"x8"(15cmx20cm)
GM1306	8"x8"(20cm*20cm)
GM1307	3-1/8"x4-3/4"(8cmx12cm)
GM1308	6"x7-1/8"(15cmx18cm)
GM1309	6"x7-1/8"(15cmx18cm)
GM1401	2"x2"(5cmx5cm)
GM1402	3"x3"(7.5cmx7.5cm)
GM1403	4"x4"(10cmx10cm)
GM1405	6"x6"(15cmx15cm)
GM1406	6"x8"(15cmx20cm)
GM1407	8"x8"(20cmx20cm)

Packing : 1pc/blister pouch, 10pcs/box, 10boxes/case



Hydrocolloid Dressing with Foam		
Item Code	Size	Packing
GM3015	5cm x 5cm	1pc/blister pouch, 20pcs/Mid-box, 10boxes/carton
GM3016	7.5 x 7.5cm	1pc/blister pouch, 10pcs/Mid-box, 10boxes/carton
GM3017	10cm x 10cm	1pc/blister pouch, 10pcs/Mid-box, 10boxes/carton
GM3018	15cm x 15cm	1pc/blister pouch, 10pcs/Mid-box, 10boxes/carton



Wound Dressing ---- Self -adhesive with absorbent pad

Available in strip coating and full coating for the adhesive
Available in common non woven and waterproof non woven dressing layer.
High absorbency of the non adhesive absorbent pad
Without causing allergic or mechanical irritation
Can be removed without pain.

Wound Dressing ---- Self -adhesive with absorbent pad		
Item Code	Size	Packing
GM801011	6 x7(3x4)cm	1pc/blister pouch, 100pcs/Mid-box, 12boxes/carton
GM801013	9 x10(5x6)cm	1pc/blister pouch, 30pcs/Mid-box, 24boxes/carton
GM801014	9 x15(5x10)cm	1pc/blister pouch, 30pcs/Mid-box, 24boxes/carton
GM801015	10x20(5x15)cm	1pc/blister pouch, 25pcs/Mid-box, 18boxes/carton
GM801016	10x25(5x20)cm	1pc/blister pouch, 25pcs/Mid-box, 18boxes/carton



Wound Dressing ---- Waterproof and transparent with absorbent pad

Made of polyurethane film, soft, waterproof and breathable
Available in right-angle and round angle
High absorbency of the non adhesive absorbent pad, Good breathability
Without causing allergic or mechanical irritation
Can be removed without pain.

Wound Dressing ---- Waterproof and transparent with absorbent pad		
Item Code	Size	Packing
GM802012	6 x7(3x4)cm	1pc/blister pouch, 100pcs/Mid-box, 12boxes/carton
GM802014	9 x10(5x6)cm	1pc/blister pouch, 50pcs/Mid-box, 24boxes/carton
GM802015	9 x15(5x10)cm	1pc/blister pouch, 50pcs/Mid-box, 24boxes/carton
GM802016	10x20(5x15)cm	1pc/blister pouch, 50pcs/Mid-box, 18boxes/carton
GM802018	10x25(5x20)cm	1pc/blister pouch, 50pcs/Mid-box, 15boxes/carton



Wound Dressing- Cannula Fixation Dressing (U shape)

GM102-210

Non woven fabric material
Soft, comfortable idea for the cannula fixed dressing
Without causing allergic or mechanical irritation
Size: 7.6 x 5.1cm, 6 x 8cm
Packing: 1pc/blister pouch, 100pcs/Mid-box, 30boxes/carton
Different sizes, shapes and packages can be produced as per requirements.



**Made of Polyurethane film, soft, waterproof and breathable
Ideal products for catheter, IV Fixation**

I.V Cannula Dressing GM100101

Size: 4.4cm x 4.4cm

Application: For fixing I.V. Especially for infants and premature babies

Packing: 1 pc/blister pouch, 100pcs/box; 40boxes/case

I.V Cannula Dressing GM100101U

Size: 4.4cm x 4.4cm

Application: For fixing I.V. Especially for infants and premature babies,

and for fixing butterfly and drug kettle catheter

Packing: 1 pc/blister pouch, 100pcs/box; 40boxes/case



I.V Cannula Dressing GM00102ZK

Size: 6cm x 7cm

Application: For fixing I.V catheter(basic)

Packing: 1 pc/blister pouch, 100pcs/box, 40boxes/case



I.V Cannula Dressing GM100403V

With Non woven underline

Size: 7cm x 8.5cm

Application: For fixing arterial and T-prolonged catheter

Packing: 1 pc/blister pouch, 50pcs/box



I.V Cannula Dressing GM100704

Size: 10cm x 10cm

Application: For ulcer, small donor sites, can be used separately or used to fix other non-adhesive absorbent dressing

Packing: 1 pc/blister pouch, 100pcs/box, 20 boxes/case



I.V Cannula Dressing GM100905

Size: 10cm x 12cm

Application: For fixing CVC(CRP) venae subclavia and segmental enesthetic catheter

Packing: 1 pc/blister pouch, 100pcs/box, 20 boxes/case



I.V Cannula Dressing GM101106

Size: 10cm x 20cm

Application: For donor sites and anesthetic catheter fixing

Packing: 1 pc/blister pouch, 100pcs/box, 20 boxes/case



I.V Cannula Dressing GM100608

With silicon absorbent pad

Size: 12cm x 9cm

Application: for fixing multi-lumen catheter, pulmonary artery catheter, hemodialysis catheter, juguakar, hemodialysis catheter, juguakar, jugular vein and carotid catheter.

Packing: 1 pc/blister pouch, 100pcs/box, 20 boxes/case



I.V Cannula Dressing GM100607V-01

With non woven fabric underline

Size: 8.5 x 10.5cm

Application: for fixing multi-lumen catheter, pulmonary artery catheter, hemodialysis catheter, juguakar, jugular vein and carotid catheter

Packing: 1 pc/blister pouch, 100pcs/box, 20 boxes/case

I.V Cannula Dressing GM100607V-02

With non woven fabric underline

Size: 7 x 8.5cm

Application: for fixing multi-lumen catheter, pulmonary artery catheter, hemodialysis catheter, juguakar, jugular vein and carotid catheter

Packing: 1 pc/blister pouch, 100pcs/box, 20 boxes/case

Cooling Gel Patch

GM085-120

For instant colling sensation soothes fever discomfort

Produce fever quickly-Easy to use

- Gentle to the skin
- Safe to use with medications
- Contain non-drug
- Soothes fever instantly
- Strong adhesive power
- 10 hours cooling effect

Use Instructions:

Pull off the transparent film and apply aikido gel surface to the effected area.

To enhance the cooling effect, plance aikido gel in a refrigerator before use, don't place aikido gel in freeezer.

Ajkido gel may be cut to the required size using a pair of scissors.






GTM102-200
I.V Cannula Fixing dressing with Pad

Size: 6 cm x 7cm
Application: for fixing PICC, and skin with little exudation from pinhole, and used as infants' naval plaster
Packing: 1 pc/ blister pouch, 50pcs/box, 40 boxes/case



GM102-230
Lattice Wound Tape

Material: Made of 100% cotton, with self-adhesive
Soft, comfortable idea for the cannula fixed dress dressing
Can be removed without pain
Color: Skin



GM102-220
Wound Skin Closure

Material: Made of strength ribs non-woven
Application: It is a good assistant for sewing up the surgical wound and cosmetic surgery operation
Cross Section: Providing excellent knot security, longer tissue support.



GM100-100
Wound adhesive plaster

Material: PVC, PE, PU, Cotton, Elastic, Non-woven etc.
Color: White, Flesh, etc.
Weight of adhesive: 32-40g/m²
Shape: Round, Square, Rectangle, Butterfly etc.
Size: ϕ 22, ϕ 25, 40x10mm, 38x38mm, 60x19mm, 72x19mm, 76x19mm, 76x38mm, 114x50mm etc.
Packing: 50pcs/box or 100pcs/box, 100box/carton

GM102-240
Sterile Soluble Hemostatic Gauze

Hemostatic gauze is an all-natural material produced from plant cellulose. When used properly, hemostatic gauze stops bleeding quickly and thoroughly in a wide variety of applications.
Size: 5cm x 7.5cm



GM102-250
Absorbent Hemostatic Gauze (Dental Series)

Absorbent Hemostatic Gauze is made from all-natural plant cellulose, ensuring that it's easy on the environment in both production and use
Effective Hemostat:
Hemostatic Gauze is one of the most effective ways to accelerate the speed of the body's natural process of hemostasis stopping bleeding from small wounds quickly and thoroughly.
Size: 1.1cm x 1.1cm, 4 layers

GM085-100
Paraffin Impregnated Gauze Pad

Description features: Sterile Paraffin Gauze Dressings are made of 100% cotton gauze swabs impregnated with white soft paraffin. Their multi-trulle structures are indicated as a primary wound contact dressing for treatment of burns, ulcers and skin grafts. Sterile Paraffin Gauze Dressings are manufactured from highly-absorbent Gauze Swabs which have folded edges and thus prevent loose fibres and shredding.
Size: 10cm x 10cm etc. Packing: each piece in foil pouch, 10 pouch/inner box, 100pcs/ctn,
Dim: 62 x 28 x 32cm,
G.W.: 8.0kgs,
N.W.: 7.0kgs





GM096-200

Strip sports adhesive

The strip sports adhesive tape uses cotton cloth serving as a base material and adhesive cement mainly made of zinc oxide and rubber, and the adhesive cement is coated in a shape of strip. When the product is used, firstly clean and dry the skin, tear out the product according to the needed length, and apply it to the needed part. The product has the sports protection effect, but it can't be directly applied to the wounds.

Size: 5 / 7.5 / 10 / 15 / 20cm X 5M



GM096-300

Orthopedic Wool Padding

Material: 100% Cotton or Synthetic fiber

Size: 5 / 7.5 / 10 / 15 / 20cm X 4M



GM096-400

Transparent film Rolls

PU adhesive dressing

The PU adhesive dressing is mainly formed by two parts: a base material (PU) and separate paper.

The PU base material is soft, thin and light and mainly used for fixing.

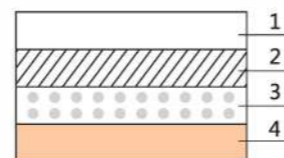
The product is used for the protection of various open injuries.

The product is low in sensitization, excellent in biological compatibility, bacteria-free and high in air permeation, and doesn't irritate or damage the skin nor affect the natural functions of the skin.

Material

- ① PET backing
- ② PU Film
- ③ Medical Pressure Sensitive adhesive
- ④ Release paper

Size: 5cm x10m, 10cm x 10m, 15cm x10m



Wound Dressing - Adhesive Eye Pad

To comply with CE, ISO 13485:2003 and FDA.

Available in different color and different material.

Extremely permeable to air, easy perspiration, well conform on area around the eye.

Comfortable and high absorbency of the non adhesive absorbent pad

Without causing allergic or meachanical irritation

Can be recoved without pain.

Wound Dressing - Adhesive Eye Pad

Item Code	Specificaion	Color	Pieces/box
GM075-100	5.8cm x 8.3cm	White	50pcs x 24boxes, 1200pcs/case
GM075-110	6.5cm x 9.5cm	White	50pcs x 24boxes, 1200pcs/case
GM075-120	5.0cm x 7.5cm	White	50pcs x 24boxes, 1200pcs/case
GM075-130	5.8cm x8.3cm	Skin	50pcs x 24boxes, 1200pcs/case
GM075-140	6.5cm x 9.5cm	Skin	50pcs x 24boxes, 1200pcs/case
GM075-150	5.0cm x 7.5cm	Skin	50pcs x 24boxes, 1200pcs/case

Disposable Electrode

To comply with CE, ISO 13485:2003 and FDA,

Comfortable and Convenient, no residual and non-irritable

Excellent adhesive from special gel formula

Different sizes and material have been studied to meet the different requirements.

General Monitoring

Foam Recommended for ICU/CCU, Surgery, Emergency			
Item Code	Description	Packaging	Case Dimension
GM148-SF 01	Child, Solid Gel, 36x44mm	50/pk, 40pk/cs	48x36x28cm
GM148-SF 05	Adult, Solid Gel, 42x50mm	50/pk, 40pk/cs	48x36x28cm
GM148-SF 08	Adult, Solid Gel, Ø50mm	50/pk, 40pk/cs	48x36x28cm
GM148-BA 08	With 4mm banana plug, Ø50mm	50/pk, 40pk/cs	43x55x28cm
GM148-SF 07	Neonatal, Solid Gel, Ø25.4mm	50/pk, 40pk/cs	40x36x28cm
Cloth Recommended for ICU/CCU, Emergency, Long term			
Item Code	Description	Packaging	Case Dimension
GM148-SN 08	Cloth, Solid Gel, Ø50mm	50/pk, 40pk/cs	40x36x28cm
Clear Tape Recommended for ICU/CCU, Surgery, Emergency, Long term, Holter			
Item Code	Description	Packaging	Case Dimension
GM148-ST 31	Breathable clear tape, Solid Gel, Ø50mm	50/pk, 40pk/cs	40x36x28cm



Radio Translucent

Foam Recommended for Surgery, Emergency, Cath Lab, Radiology			
Item Code	Description	Packaging	Case Dimension
GM148-SC 08	Adult, Solid Gel, Ø50mm	50/pk, 40pk/cs	40x36x28cm

Stress / Diaphoretic

Recommended for ICU/CCU, Surgery, Stress, Holter, Emergency			
Item Code	Description	Packaging	Case Dimension
GM148-SF 10	Adult, Solid Gel, 42x37mm	50/pk, 40pk/cs	40x36x28cm

Wet Gel

Recommended usage ICU/CCU, Surgery, Stress, Holter, EMS, Emergency			
Item Code	Description	Packaging	Case Dimension
GM148-WF 32	Adult, Wet Gel, 52x47mm	50/pk, 40pk/cs	40x36x28cm

Repositionable

Recommended usage ICU/CCU, Surgery, Emergency, Cath Lab, Radiology			
Item Code	Description	Packaging	Case Dimension
GM148-RS 01	Adult, Solid Gel, 32x40mm	3/pk, 10pk/bx, 12bx/cs	48x22x22cm

**ELECTROSURGICAL PENCILS
ELECTROSURGICAL DISPOSABLE
GROUNDING PADS**



GM148-GP 01 For Child

Monopolar
Size: 150mm x 90mm
Terms of Validity: 2 years



GM148-GP 02 For Child

Bipolar
Size: 150mm x 90mm; **Terms of Validity:** 2 years



GM148-GP 03 For Adult

Monopolar
Size: 210mm x 100mm; **Terms of Validity:** 2 years



GM148-GP 04 For Adult

Bipolar
Size: 210mm x 100mm; **Terms of Validity:** 2 years



GM148-GI 01 For Adult

Bipolar
Size: 180mm x 135mm; **Terms of Validity:** 2 years

**ELECTROSURGICAL PENCILS
ELECTROSURGICAL DISPOSABLE
GROUNDING PADS**



GM148-GC 01 For Child

Monopolar, REM plug
Size: 150mm x 90mm
Terms of Validity: 2 years



GM148-GC 02 For Child

Bipolar, REM plug
Size: 150mm x 90mm
Terms of Validity: 2 years



GM148-GC 03 For Adult

Monopolar, HI-FI plug
Size: 210mm x 100mm; **Terms of Validity:** 2 years



GM148-GC 04 For Adult

Bipolar, REM plug
Size: 210mm x 100mm; **Terms of Validity:** 2 years



GM148-GI 02 For Adult

Bipolar, REM plug
Size: 180mm x 135mm **Terms of Validity:** 2 years